





How to install “Eternity V Cylinder” with “Handle” onto the Lock

1. Place the override cylinder (a) into front handle housing (b)



2. Align the cylinder as shown (e) and insert the override key (d)

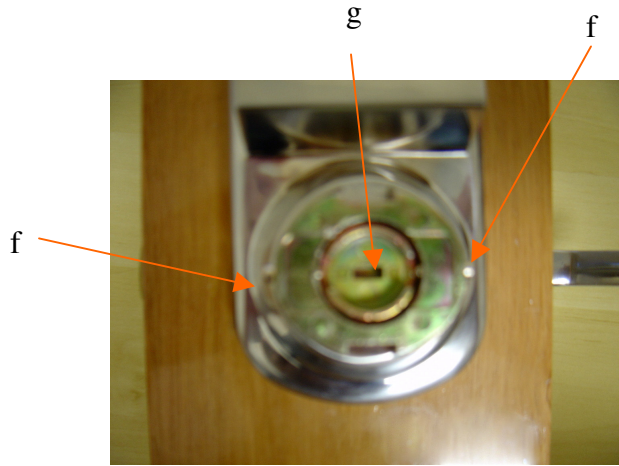


3. Turn the override key 90° clockwise 



4. Ensure that the override shaft is horizontal. (g)

5. Press in both catch pins (f) and snap the front handle into drive shift



5. Turn override key 90° counter-clockwise  and pull the key out

